



Purple



Gold



Sage Green



Ivory



White

Easter Banners 3x5 Materials List

Quantities based on 44" width fabric unless otherwise noted

Cross Banner

Purple (*background*) fabric 1-3/4 yd
Gold fabric 1-3/4 yd
Sage Green fabric 1-3/8 yd (*or 1 yd @ 58" width*)
White fabric 1/2 yd
Ivory fabric 1/2 yd

2 rolls (5yd x 17") or 7-1/2 yd
Thermoweb HeatNBond

1-2 cans spray adhesive

Lamb Banner

Purple (*background*) fabric 1-3/4 yd
Gold fabric 1-3/4 yd
Sage Green fabric 1yd
White fabric 1/2 yd
Ivory fabric 1/2 yd

2 rolls (5yd x 17") or 7 yd
Thermoweb HeatNBond


1-2 cans spray adhesive

Banner Pair

Purple (*background*) fabric 3-1/2 yd
Gold fabric 2-3/4 yd (*or 1-3/4 yd @ 58" width*)
Sage Green fabric 2-1/3 yd (*or 1-1/2 yd @ 58" width*)
White fabric 1 yd
Ivory fabric 1 yd

3 rolls (5yd x 17") or 14.5 yd
Thermoweb HeatNBond

2-3 cans spray adhesive



Layout for Sage Green fabric w/58" width

Note:

When bonding very light colors to a dark background, you may want to line the light fabric, depending on thickness, to ensure color vibrancy. If so, be sure to have extra HeatNBond, adhesive and light fabric on hand for this purpose.